



Littlite LLC PO Box 430/10087 Industrial Drive Hamburg MI 48139-0430 USA  
Phone 810-852-4242 Fax 810-231-1631

**October 2017**

## **Adding a Colored Light Gel to Your Littlite LED**


**Littlite GEN V LED lights have a removable snap-in clear lens with built in ridges that enable you to add a small piece of colored light gel.**



**Littlite LED Hood with Lens**

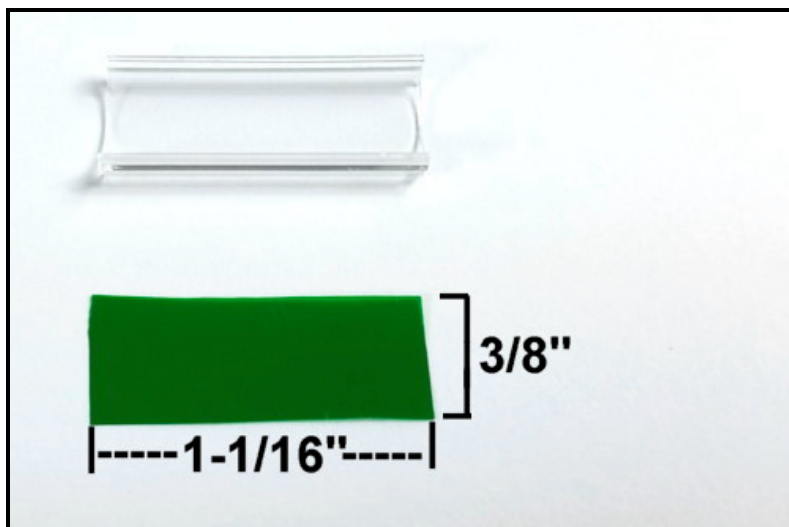
### **HOW TO:**

**Step 1.) Carefully pry out the clear lens. Note that the lens has ridges on the inside and outside edges. (Ex. 1)**




**(Ex. 1)**

**Step 2.) Cut a piece of gel approximately 1 1/16" long and 3/8" wide. We're using ROSCO 089 Moss Green (Ex. 2)**



**(Ex. 2)**

**Step 3.) Slip the gel into the ridges. (Ex. 3)**



**(Ex. 3)**

**Step 4.) Carefully snap the lens in place being careful not to push it too far into the hood opening. (Ex. 4)**



**(Ex. 4)**



**And you're done!**

**If you have questions regard this process, please contact the factory  
at (810) 852-4242 or [info@littlite.com](mailto:info@littlite.com).**

[www.littlite.com](http://www.littlite.com)

**Disclaimer: All trademarks are registered trademarks of their respective owners. Their use neither constitutes a claim of the trademark by Littlite, LLC nor affiliation of the trademark owners with Littlite, LLC.**